



## *Commercial and Industrial Circuit Breakers for OEM Applications*

Quality and Innovation for  
Global Solutions



---

# One World One Source

The world is opening up to OEMs. And with these new opportunities come new demands. That's particularly true with circuit breakers where diverse domestic and international standards and regulations combine with a widening variety of applications. The result: Keeping pace with the needs of your customers and building a more profitable domestic and export business become critical and complex challenges.

Now there's **one source, one solution**, for all your circuit breaker and equipment needs – **Schneider Electric**.

As part of the Schneider Electric family, Square D and Merlin Gerin combine to offer a truly global solution – **the broadest array of circuit breakers** in the industry. In fact, together the two brands offer the best of two worlds – a complete and cost-effective line of **SQUARE D®** brand circuit breakers, plus the feature-rich benefits of the **MERLIN GERIN®** brand line. In addition, many of our **SQUARE D** and **MERLIN GERIN** circuit breakers have both UL and IEC ratings, allowing for efficient standardization. Now you can reduce the number of vendors you must

deal with, as well as the number of parts needed to build your own electrical systems.

As the world's leading supplier of miniature, molded case and insulated circuit breakers, Schneider Electric offers the widest range of products available, with frame sizes, accessories and features that meet every application. And we back those lines with **the industry's most comprehensive distribution network and unparalleled technical support**. That's why people around the globe trust Schneider Electric for circuit protection more than any other manufacturer.

We've built a 100-year reputation for quality and innovation by applying leading-edge technology to our circuit breakers. It's a dedication that sets new standards for circuit protection with superior levels of flexibility, repeatability and reliability.

The complete Schneider Electric circuit breaker product portfolio includes **SQUARE D** and **MERLIN GERIN** options in three major categories:

- **Miniature circuit breakers** – includes the **QO®** and **QOU** lines from Square D and the **MULTI 9®** line from Merlin Gerin for unmatched flexibility in custom applications.
- **Molded case circuit breakers** – includes the **COMPACT®** line from Merlin Gerin, which features optimized and high-performance ranges for customized global OEM applications, and the **SQUARE D** line, which offers a full range of cost-effective circuit protection solutions.
- **Power circuit breakers** – includes the **MASTERPACT®** line from both Square D and Merlin Gerin for high-performance industrial and OEM applications.

## Miniature Circuit Breakers

### SQUARE D® Miniature Circuit Breakers – 10 to 200 A

The two families of SQUARE D miniature circuit breakers, QOU and QO®, provide a wide range of options to meet the diverse needs of OEMs. QOU miniature circuit breakers have lugs at both ends and can be DIN rail-, flush- or surface-mounted. QO miniature circuit breakers can be plugged- or bolted-on for installation in either SQUARE D load centers or load center interiors.

SQUARE D miniature circuit breakers have a factory-preset thermal and magnetic trip element in each

pole. Multi-pole circuit breakers have a single handle with a common internal trip that indicates whether the circuit breaker is OFF, ON or TRIPPED. Plus, devices feature a red VISI-TRIP® indicator that becomes visible when the breaker has tripped and interrupted the circuit.

Both breakers also feature reverse connections without restrictive line/load marking.

#### Available Ratings

- 120/240 VAC
- 240 VAC
- 60 VDC (1-pole); 125 VDC (2-pole)
- 277 VAC (only as UL1077 recognized supplementary protector)


- 10 to 125 A current ratings for QO and QOU circuit breaker, with an expanded QO range of up to 200 A

#### Global Standards

- UL489 listed
- CSA certified
- CE conformity (declaration available upon request)

#### Factory- and Field-Installed Accessories

- Shunt trip
- Auxiliary switch
- Alarm switch
- Reversible lugs (rear or front access) standard up to 60 A
- Optional ring tongue terminals
- Handle accessories
- Padlock attachment, including OFF only
- Finger-safe covers
- Jumper bar accessories
- Cover plates
- Rainproof covers



To accommodate your design, Square D offers a variety of QO interior-only choices

#### Connectors

- Clamp plate (two wires)
- Box lug
- Plug-on
- Bolt-on
- Ring tongue
- Quick connectors



QO Miniature



QOU Miniature

**MERLIN GERIN®  
Miniature  
Circuit  
Breakers –  
0.5 to 125 A**

The MERLIN GERIN MULTI 9 family is comprised of an extensive, modular system of miniature circuit breakers and accessories. DIN rail-mounting and a compact size (typically two 9mm modules or less than 3/4 inch per pole) allows easy installation. Plus, fast-responding MULTI 9 devices provide maximum protection of circuits in OEM equipment by limiting damaging currents.

MULTI 9 C60 is the first extensive range of DIN rail-mounted miniature circuit breakers to be UL489 listed for branch circuit protection. Other MULTI 9 devices are also UL recognized as supplementary protectors, suitable for applications where branch circuit protection is already provided or not required. MULTI 9 C60 products also have IEC ratings. In addition, other IEC-rated products complement the UL line up to 125 A at up to 415 VAC.

**Available Ratings**

- UL489 range of C60N: 0.5 to 35 A and 240 VAC (60 VDC for 1P and 125 for 2P)
- UL1077 range of C60N: 0.5 to 63 A and 480Y/277 VAC (60 VDC for 1P and 125 for 2P)
- UL1077 NC100 MULTI 9 supplementary protector: 10 to 80 A at 480Y/277 VAC

**Global Standards**

- UL489 listed and CSA C22.2 No. 5.02 certified
- UL1077 recognized and CSA C22.2 No. 235 certified
- IEC 60947-2, VDE 0660
- CE marked

**Tripping System**

The following time/current curves (trip characteristics) are available for greater flexibility, an important component in meeting the custom application requirements of a system:

- B curve – instantaneous magnetic trip between 3.2 and 4.8 times Amp rating for computers, electronics and generators

- C curve – instantaneous magnetic trip between 7 and 10 times Amp rating for general purpose applications
- D curve – instantaneous magnetic trip between 10 and 14 times Amp rating for motors, transformers and similar applications

**Field-installed Accessories**

- Shunt trip with auxiliary switch
- Auxiliary switch
- Alarm switch
- Under-voltage release
- Surge protection devices (UL and IEC)
- Ground fault protection products
- Comb bus bars (UL and IEC)
- Motor operators
- Rotary operating handles
- Enclosures



MULTI 9 UL489 Listed Miniature Circuit Breakers



MULTI 9 UL1077 Recognized Supplementary Protectors



Flexible Installation with UL Recognized Comb Busbar



UL and IEC Accessories



Kaedra Space Saving Enclosures

## Molded Case Circuit Breakers



Thermal-Magnetic



High Interrupting



Current Limiting



Electronic Trip



Mechanical Interlocked Breakers

### SQUARE D® Molded Case Circuit Breakers – 15 to 2500 A

The SQUARE D line of molded case circuit breakers begins with thermal-magnetic devices in a complete range of interrupting ratings, including standard, high, extra-high and current limiting ratings. The line also includes an equally wide variety of voltage ratings from 120 to 600 VAC and ampere ratings from 15 to 2500 A.

These molded case circuit breakers include an array of features that allow easy installation and significant time and cost savings, including pre-selected and installed lugs. Products are available in unit mount or I-LINE® construction and are available in a wide range of NEMA 1, 3R, 4, 5, 7, 9 and 12 enclosures. Single magnetic adjustment is also available in frame sizes above 100 A.

In addition, the Square D family of current limiting circuit breakers features extra protec-

tion against high-fault currents, plus a line of electronic trip circuit breakers – the MICROLOGIC® trip unit line – which provides maximum flexibility in system communication and protection (see page 11 for additional information).

#### Available Ratings

- 15 to 2500 A and 120 to 600 VAC

#### Global Standards

- UL listed (for mounting in any position and optional terminations)
- CSA certified
- IEC certified
- CE marked
- NEMA Standard AB1
- Federal Specification W-C-375B/GEN

#### Tripping System

With the circuit breakers' push-to-trip feature, functions can be easily checked without expensive test equipment. Other features include:

- Permanent trip for greater reliability and longer service life
  - Trip indication, when the operating handle snaps back to the center position after the circuit breaker is tripped
  - Trip-free mechanism to trip the circuit breaker even if the handle is in the locked or ON position
- Factory- and Field-installed Accessories
- Shunt trip
  - Ground fault shunt trip
  - Under-voltage trip
  - Auxiliary switch
  - Alarm switch
  - Cylinder lock
  - Ground fault module
  - Handle padlock attachment
  - Walking beam
  - Combination handle tie and lock OFF

**MERLIN  
GERIN®  
Molded Case  
Circuit  
Breakers –  
15 to 2500 A**

The innovative COMPACT® line from Merlin Gerin has been designed for customization by distributors and OEMs – the same 15 to 600 A accessories for all frame sizes for reduced inventory costs. No other competitor offers this level of performance on such a small frame.

The COMPACT line is already Europe's leading family of molded case circuit breakers. Tropicalized for climates anywhere in the world, COMPACT circuit breakers are now used in switchboards around the globe.

A new concept in current interruption, 15 to 600 A COMPACT NS models also offer dual-break rotating contacts, providing


exceptional current limitation and outstanding endurance for repetitive, short-circuit interruption. Available for fixed-, plug in- or drawout-mounting, COMPACT NS circuit breakers are dual rated UL489 and IEC 60947-2 featuring Ics = Icu ratings. Plus, the latest COMPACT line of NS 630 to 3200 A models features the new MICROLOGIC® trip unit (see page 11 for additional information).

**Global Standards**

- UL489 listed and CSA C22-2 No.5 certified
- IEC 60947-2 certified
- British BS 4752
- German VDE 660
- French NFC 63120
- CE marked

**Field-installed Accessories**

- Auxiliary switch
- Busbar or rear connections
- Rotary operating handles
- Cable operating handles
- Electrical operators



More solutions with fewer catalog numbers:

- |                         |                   |                              |
|-------------------------|-------------------|------------------------------|
| A. Terminal shield      | D. Shunt trip     | G. Ground fault module (IEC) |
| B. Direct rotary handle | E. Trip unit      | H. Plug-in base              |
| C. Auxiliary switch     | F. Motor operator | I. Rear connectors           |



## Molded Case Circuit Breakers (continued)

POWERPACT® P- and R-Frames and COMPACT® NS 630b-3200 Molded Case Circuit Breakers

POWERPACT P- and R-frames and COMPACT NS 630b-3200 molded case circuit breakers lead the industry with proven, reliable protection and innovative compact design for easy installation (P-frame is 9" and R-frame 15" wide).

Designed to use less mounting space, these circuit breakers allow for smaller footprints and higher density installations in I-LINE® panelboards and switchboards.

These circuit breakers feature MICROLOGIC® trip unit technology that provides advanced functionality, such as communication interface and power metering and monitoring capabilities (see page 11 for additional information). Built-in MODBUS® protocol provides an open communications platform, eliminating the need

to purchase additional proprietary network solutions and providing maximum customer networking flexibility. In addition, accessories are field-installable and common to most frames.

POWERPACT P- and R-frames, and COMPACT NS 630b-3200 molded case circuit breakers are available with either a SQUARE D® or MERLIN GERIN® label for maximum flexibility.

Available Ratings

- P-frame: standard and 100% ratings and sensor sizes of 250 to 1200 A with interrupting ratings of (AIR) G-35kAIR, J-65kAIR and L-100kAIR at 480 VAC

- R-frame: standard and 100% ratings and sensor sizes of 600 to 2500 A with interrupting ratings of (AIR) G-35kAIR, J-65kAIR and L-100kAIR at 480 VAC

Global Standards

- UL489 listed and CSA C22-2 No. 5 certified
- NOM ANCE
- IEC 60947-2 certified
- CE marked
- COMPACT NS 630b-3200 can also be ordered with IEC 60947-2, CE marks, NEMA and other international standards

Field- and Factory-Installed Accessories

- Shunt trip
- Under-voltage trip
- Auxiliary switch
- Alarm switch
- Overcurrent trip switch

- Phase barriers
- Rotary handle
- Padlock attachment
- Toggle door escutcheon
- Cover door escutcheon



POWERPACT P-Frame (NS 630b-1600)



POWERPACT R-Frame (NS 1600b-3200)

# Power Circuit Breakers



MASTERPACT NW

MASTERPACT® NW Power Circuit Breakers – 250 to 6300 A

The MASTERPACT NW line is the perfect answer for OEMs. Featuring a modular design, MASTERPACT NW circuit breakers pro-

vide a common architecture, versus a model-by-model approach. That means they use common accessories, a single door cutout for the entire line, and a single size that fits 250 to 3000 A (UL489).

We've reduced the necessary distance above the circuit breaker to zero, thanks to an arc chute cover in the drawout versions. This makes MASTERPACT breakers ideal for retrofit applications into existing switchboards.

These circuit breakers also incorporate the latest advances in breaker technology, including inter-

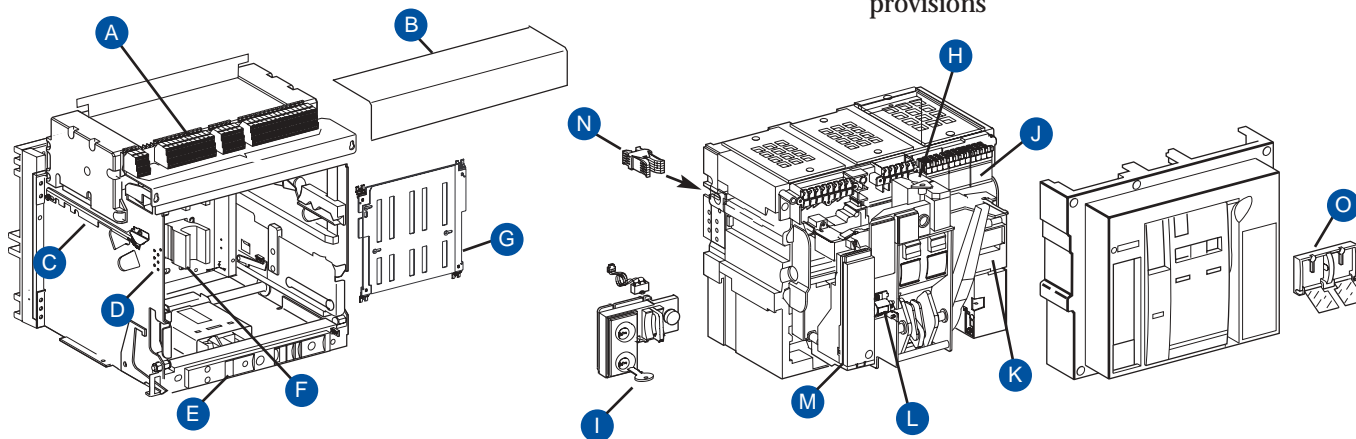
changeable MICRO-LOGIC® trip units with POWER-LOGIC® power metering, communication and monitoring capabilities (see page 11 for additional information).

Global Standards

- UL489 listed, including 4-pole through 6000 A
- UL1066 listed/ANSI C37.13
- UL1008 listed
- IEC 60947-2 certified
- CE marked
- Disconnected position lock
- Door interlock
- Racking interlock between racking crank and OFF position
- Open door racking interlock
- Automatic spring discharge mechanism
- Rail padlock
- Mechanical operation counter
- Shutter and shutter lock
- Door escutcheon

Factory- and Field-Installed Accessories

- Push button lock
- Open position padlock and key lock provisions



Accessories and accessory connections:

- A. Auxiliary or secondary terminals
- B. Terminal cover (optional)
- C. Shutter lock
- D. Cradle rejection feature
- E. Padlock provision

- F. Primary connectors
- G. Shutters
- H. MX shunt trip, MN undervoltage trip device, or XF shunt close
- I. Padlock attachment and key interlock
- J. Auxiliary contacts (OF)

- K. MCH spring-charging motor
- L. Operation counter
- M. Trip unit
- N. Cluster
- O. Push button padlockable cover

## Power Circuit Breakers (continued)

### UL489 Listed

- 800 to 1200 A
- Complete offering through 100kAIR at 480 V
- Available with 800 to 1200 A frames
- Rated for all AC voltage systems through 600 V
- Can install up to eight 1200 A breakers in one 30" section of POWER-STYLE® QED-6 switchboard
- Short-time withstand ratings up to 35 kA

### ANSI-Certified UL1066 Listed

- 800 A
- Complete offering through 42kAIR at 508 V
- Available with 800 A frames
- Rated for all AC voltage systems through 508 V
- Can install up to eight 800 A breakers in one 30" section of POWER-ZONE® 4 switchgear
- Short-time withstand ratings up to 42 kA

### IEC 60947-2 Power

- 800 to 1600 A
- Complete offering through 130kAIR at 440, 150 kAIR at 220/415 V
- Available with 800 to 1600 A frames
- Special 1000 VAC rated circuit breakers available
- Small design allows for increased density installations in IEC equipment
- Short-time withstand ratings up to 42 kA

MASTERPACT® NT Power Circuit Breakers – 800 A

MASTERPACT NT power circuit breakers are the latest addition to the MASTERPACT line to meet the needs of OEM customers where small size, flexible configuration, low maintenance, increased productivity and reduced downtime are key issues.

These fully tested, drawout circuit breakers feature four racking positions (connected, test, disconnected and removed) and status indicator on the cradle. MASTERPACT NT circuit

breakers have the smallest footprint available on the market today – 70% smaller than the MASTERPACT NW circuit breaker.

In addition, these circuit breakers incorporate the latest advances in breaker technology, including interchangeable MICROLOGIC® trip units with POWERLOGIC® power metering, communication and monitoring capabilities (see page 11 for additional information).

Combined with the POWER-ZONE® 4 switchgear and the POWER-STYLE® QED-6 switchboard, the MASTERPACT NT device is the most competitive power circuit breaker on the market today.

Available Rating

508 VAC

Global Standards

- UL489 listed
- UL1066 listed/ANSI C37
- IEC 60947-2 certified

Factory- and Field-Installed Accessories

- Push button lock
- Open position padlock and key lock provisions
- Disconnected position lock
- Door interlock
- Racking interlock between racking crank and OFF position
- Open door racking interlock
- Automatic spring discharge mechanism
- Rail padlock
- Mechanical operation counter
- Shutter and shutter lock
- Door escutcheon
- Transparent cover for door escutcheon



MASTERPACT NT

# Trip Units

## MICROLOGIC® Trip Units

For “smarter breakers,” a range of MICROLOGIC® trip units provides advanced functionality, such as a communications interface, and power metering and monitoring capabilities.

With the appropriate MICROLOGIC trip unit, you can communicate with breakers, gather power information, monitor events and remotely control breakers based on predetermined conditions, leading to substantial savings in electrical system operating costs.

These interchangeable, microprocessor-controlled, plug-in devices provide the next generation of protection, measurement and control functions,

delivering not only greater electrical system safety but also improved system integration and coordination. The four available models include:

MICROLOGIC 3.0 and 5.0

Basic circuit protection including long-time, instantaneous and optional short-time adjustments

MICROLOGIC 3.0A, 5.0A and 6.0A

- Long-time, instantaneous and optional short-time adjustments
- Integrated ammeter and phase loading bar graph
- LED trip indicator

- Zone selective interlocking with downstream and upstream breakers

- Optional ground-fault protection

- Optional MOD-BUS® communications interface

MICROLOGIC 5.0P and 6.0P

- Long-time, instantaneous and short-time adjustments

- Advanced relay protection (current imbalance, under/over voltage, etc.)

- Inverse Definite Minimum Time Lag (IdmtL) long-time delay curve shaping for improved coordination

- Basic power metering and monitoring functions

- Standard MOD-BUS communications interface compatibility with POWERLOGIC® installations

- Standard GF alarm on 5.0P. 6.0P has equipment ground-fault tripping protection

MICROLOGIC 5.0H and 6.0H

- All 5.0P and 6.0P functions

- Enhanced POWERLOGIC power metering and monitoring capabilities

- Basic power quality (harmonic) measurement

- Waveform capture



MICROLOGIC Trip Units

## Switchgear, Switchboards and Panelboards



POWER-STYLE QED-6 Rear Connected Switchboard with MASTERPACT NW Circuit Breakers

POWER-STYLE® QED-6 Rear Connected Switchboards with MASTERPACT® NW, MASTERPACT NT and POWERPACT® C and D Circuit Breakers

The foundation of QED-6 rear connected switchboards is our MASTERPACT and POWERPACT circuit breakers. Developed with OEM values in mind, these switchboards feature a small, flexible footprint with segregated front access to all wiring and easy-to-add “smart” functionality like communications interfaces, and power monitoring and control capability.

Features include:

- Switchboard ratings up to 150 kA
- SCCR for services 1600 to 5000 A
- Uses drawout type MASTERPACT NW circuit breakers rated 800 to 5000 A

- Drawout type MASTERPACT NT circuit breakers rated 800 to 1200 A

- Unique bolted or withdrawable design on POWERPACT circuit breakers rated 15 to 600 A

- Positions for up to eight 1200 A frame branch circuit breakers in a single 30-in. wide section

- Flexible branch circuit breaker locations: mix 15 and 3000 A branches in a single section

- Separate compartments for circuit breakers, bussing and load side cabling

- Withdrawable design for all main and branch circuit breakers

I-LINE® Panelboards with POWERPACT® P- and R-Frame Circuit Breakers

I-LINE Panelboards are ideal for use with POWERPACT P- and R-frame circuit breakers. These panelboards are available custom assembled at the factory or ready-to-install from local distributor stock. Either way, you get the same time-proven design in a complete line of boxes, interiors, fronts, breakers and accessories when you need them.

Features include:

- Panelboard rating up to 100 kA
- SCCR for services 800 to 1200 A
- Branch circuit breaker mounting flexibility; capable of mounting a 15 A circuit breaker next to or across from a 1200 A circuit breaker
- Circuit breakers on right-hand side of I-LINE bus stack completely independent of position and frame size of circuit breakers on left-hand side



I-LINE Panelboard with POWERPACT P-Frame (left) and R-Frame (right) Circuit Breakers

- Easily added “smart” functionality, such as communications interfaces and power monitoring and control capability with MICROLOGIC® trip units
- Availability of fully rated and series-rated systems

### POWER-ZONE® 4 Low Voltage Switchgear with MASTERPACT® NW and NT Circuit Breakers

The prime component of POWER-ZONE 4 switchgear is the MASTERPACT NW ANSI-rated circuit breaker. Designed to maximize the functionality of MASTERPACT NW circuit breakers, this switchgear delivers maximum uptime, system selectivity, ease-of-maintenance and reliable circuit protection. All of this in the smallest footprint available for low voltage drawout switchgear.

Features include:

- Switchgear ratings up to 200 kA without fused circuit breakers

- SCCR for services 1600 to 5000 A
- Positions for up to eight 800 A frame MASTERPACT NT circuit breakers in a single 30-in. wide section
- Easily added “smart” functionality, such as communications interfaces, and power monitoring and control capability with MICROLOGIC trip units with MODBUS® RTU communications
- Thru-the-door breaker operation
- Small, flexible footprint
- Extended maintenance intervals
- Segregated access to all wiring
- Front access to all control and communication wiring



POWER-ZONE 4 Low Voltage Switchgear with MASTERPACT NW Circuit Breakers




# SQUARE D Circuit Breaker Selection Information

OO CIRCUIT BREAKERS																					
																					
Breaker Type	Plug-on				OO			OO-H		OO-VH						QH		OO-GFI		OO-VHGFI	
	Bolt-on				QOB			QOB-H					QOB-VH			QHB		QOB-GFI		QOB-VHGFI	
	Unit Mount	QOU			QYU					QOU-H											
Number of Poles	1	2	3	1	1	2	3	2	2	1	2	3	1	2,3	1,2	3	1	2	1		
Current Range	10-100	10-125	10-100	10-30	10-70	10-200	10-100	15-100	15-30	15-30	15-125	15-100	15-30	15-150	15-30	15-30	15-30	15-30	15-60	15-30	
Interrupting Ratings																					
UL/CSA Rating (KA RMS) (50/60 Hz AC)Δ	120 VAC	10	10	10	...	10	10	10	10	10	22	22	22	22	22	65	65	10	10	22	
	120/240 VAC	10	10	10	...	10	10	10	10	10	22	22	22	22	22	65	65	...	10	...	
	240 VAC	...	...	10	...	...	...	10	10	10	...	...	22	...	22	...	65	...	...	...	
	277 VAC	5	...	...	5	5	...	...	...	...	...	...	...	...	...	...	...	...	...	...	
	480Y/277 VAC	...	...	...	...	...	...	...	...	...	...	...	...	...	...	...	...	...	...	...	
DC Ratings	48 VDC	5★	5★	5★	...	5★	5★	5★	...	...	...	...	...	...	...	...	...	...	...		
	60 VDC	5●	5●	5●	...	5●	5●	5●	...	...	...	...	...	...	...	...	...	...	...		
IEC 60947-2▼ (50/60 Hz AC)	IEC (Ultimate Rating)	...	...	...	...	...	...	...	...	...	...	...	...	...	...	...	...	...	...		
	...	...	...	...	...	...	...	...	...	...	...	...	...	...	...	...	...	...	...		
Special Ratings																					
Fed. Specs W-C-375B/GEN		✓	✓	✓	✓	✓	✓	✓	✓	✓	✓	✓	✓	✓	✓	✓	✓	✓	✓	✓	
Other Standard		HACR <sup>+</sup>			...	HACR † NOM			HACR †		...	...	HACR †		...	...	...	...	NOM		...
Accessories and Modifications																					
Shunt Trip		✓■	✓■	✓■	✓■	✓■	✓■	✓■	✓■	✓■	✓■	✓■	✓■	✓■	✓■	✓■	✓■	✓■	✓■	✓■	
Undervoltage Trip		...	...	...	...	...	...	...	...	...	...	...	...	...	...	...	...	...	...	...	
Auxiliary Switches		✓■	✓■	✓■	✓■	✓■	✓■	✓■	✓■	✓■	✓■	✓■	✓■	✓■	✓■	✓■	✓■	✓■	✓■	✓■	
Alarm Switch		✓■	✓■	✓■	✓■	✓■	✓■	✓■	✓■	✓■	✓■	✓■	✓■	✓■	✓■	✓■	✓■	✓■	✓■	✓■	
Handle Operators		...	...	...	...	...	...	...	...	...	...	...	...	...	...	...	...	...	...	...	
Handle Padlock Attachment		✓	✓	✓	✓	✓	✓	✓	✓	✓	✓	✓	✓	✓	✓	✓	✓	✓	✓	✓	
Trip System Type																					
Thermal Magnetic		✓	✓	✓	✓	✓	✓	✓	✓	✓	✓	✓	✓	✓	✓	✓	✓	✓	✓	✓	
Molded Case Switch		...	✓	✓	...	✓	✓	...	...	...	...	...	...	...	...	...	...	...	...		
Dimensions (1P Unit Mount)	Height IN (mm)	4.05 (103)						3.5 (89)													
	Width IN (mm)	0.75 (19)						0.75 (18)													
	Depth IN (mm)	2.92 (75)						2.92 (74)													

Δ GFI Products are rated 60Hz only  
 ★ 1- and 2-pole, 10-70 A and 3-pole 10 to 60 A only  
 ● QOU UL Listed for 60 VDC per pole 80 to 100 A, 1- and 2-pole, and 60 to 100 A, 3-pole  
 ▼ For applications requiring CE marking, a declaration of conformity is available upon request  
 + HACR on QOU by order only with suffix 5385  
 † HACR on OO, QOB, QOU 1- and 2-pole – 15 to 70 A, 3-pole – 15 to 60 A, QOB-VH 1-, 2- and 3-pole 15 to 30 A  
 ■ Factory installed option only  
 ‡ Factory installed accessories are not available on QOB-VH 2-pole – 150 A and 3-pole 110 to 150 A



## SQUARE D Circuit Breaker Selection Information (continued)

		 250 A				 400 A			 600 A				
Breaker Type		KA	KH	KC	KI	Q4	LA	LH	LC	LX	LE	LI	LXI
Number of Poles		2, 3	2, 3	2, 3	2, 3	2, 3	2, 3	2, 3	2, 3	3	3	2, 3	2, 3
Current Range		70-250	70-250	70-250	110-250	250-400	125-400	125-400	300-600	100-600	100-600	300-600	100-600
<b>Interrupting Ratings</b>													
UL/CSA/NOM Rating (kA RMS) (50/60 Hz AC)	240 VAC	42	65	100	200	25	42	65	100	100	100	200	200
	480Y/277 VAC	25	35	65	200	...	30	35	65	65	65	200	200
	480 VAC	25	35	65	200	...	30	35	65	65	65	200	200
	600Y/347 VAC	22	25	...	100	...	22	25	35	35	35	100	100
DC Ratings	250 VDC	10	10	...	...	...	10	10	...	...	...	...	...
	500 VDC◆	...	20	...	...	...	...	20	...	...	...	...	...
IEC 60947-2 (50/60 Hz AC)	415/240 VAC (Icu)	†	†	65	130	...	†	†	65	65	65	†	†
	415/240 VAC (Ics)	†	†	65	65	...	†	†	65*	65*	65*	†	†
<b>Special Ratings</b>													
Fed. Specs W-C-375B/GEN		✓	✓	✓	...	✓	✓	✓	✓	✓	✓	✓	✓
HACR (2, 3-pole)		✓	✓	...	...	...	...	...	...	...	...	...	...
<b>Connections/Terminations</b>													
Unit Mount		✓	✓	✓	✓	✓	✓	✓	✓	✓	✓	✓	✓
I-LINE		✓	✓	✓	...	✓	✓	✓	✓	✓	✓	✓	✓
Rear Connection		✓	...	...	...	✓	✓	✓	...	...	...	...	...
Drawout		...	...	...	...	...	...	...	...	...	...	...	...
Optional Lugs		✓	✓	✓	✓	✓	✓	✓	✓	✓	✓	✓	✓
<b>Accessories and Modifications</b>													
Shunt Trip		●	●	●	...	✓	✓	✓	✓	✓	✓	✓	✓
Undervoltage Trip		●	●	●	●	✓	✓	✓	✓	✓	✓	✓	✓
Auxiliary Switches		●	●	●	...	✓	✓	✓	✓	✓	✓	✓	✓
Alarm Switch		●	●	●	...	✓	✓	✓	✓	✓	✓	✓	✓
Motor Operator		✓	✓	✓	...	✓	✓	✓	...	...	...	...	...
Handle Operators		✓	✓	...	...	✓	✓	✓	...	...	...	...	...
Mechanical Interlocks (3-pole)		■	...	...	...	...	■	■	...	...	...	...	...
Handle Padlock Attachment		✓	✓	✓	✓	✓	✓	✓	✓	✓	✓	✓	✓
Cylinder Lock (3-pole)		●	...	...	...	✓	✓	✓	...	...	...	...	...
Optional GF Protection		▲	▲	▲	...	...	...	...	...	●	●	...	●
<b>Trip System Type</b>													
Thermal Magnetic		✓	✓	✓	✓	✓	✓	✓	✓	...	...	✓	...
Instantaneous Trip (3-pole)		✓	...	...	...	...	✓	✓	...	...	...	...	...
Molded Case Switch (Automatic)		✓	...	...	...	...	...	✓	...	...	...	...	...
Electronic		...	...	...	...	...	...	...	...	✓	✓	...	✓
<b>Enclosures</b>													
General Purpose (NEMA Type 1)		✓	...	...	...	✓	✓	✓	...	...	...	...	...
Raintight (NEMA Type 3R)		✓	✓	✓	...	✓	✓	✓	...	...	...	...	...
Dusttight (NEMA Type 12)		✓	✓	✓	...	✓	✓	✓	✓	✓	✓	✓	✓
Watertight (NEMA Type 4, 4x, 5)		✓	✓	✓	...	✓	✓	✓	...	...	...	...	...
Explosion Proof (NEMA Type 7, 9)		✓	...	...	...	...	...	...	...	...	...	...	...
Dimensions (3P Unit Mount)	Height IN (mm)	8 (203)				11 (279)			11.86 (301)				
	Width IN (mm)	4.5 (114)				6 (152)			7.5 (190)				
	Depth IN (mm)	4.75 (121)				5.84 (148)			6.74 (171)				

NOTE: All circuit breakers on this chart are UL listed and CSA certified unless otherwise noted.

● Factory installed option only

◆ Ungrounded UPS systems only

\* 50 kA for 450 to 600 A ratings

■ Requires breaker with WB suffix

▲ Requires factory installed "G" Shunt trip and 3-pole module

† See Product Data Bulletin No. 0500PD9502R5/97




## SQUARE D Circuit Breaker Selection Information (continued)

	800/1000 A				1200 A				1200 A			
												
Breaker Type	MA	MH	MX	ME	NA	NC	NX	NE	PG	PJ	PL	
Number of Poles	2,3	2,3	3	3	2,3	2,3	3	3	2,3	2,3	2,3	
Current Range	300-1200	300-1200	450-800	450-800	600-1200	600-1200	600-1200	600-1200	100-1200	100-1200	100-1200	
Interrupting Ratings												
UL/CSA/NOM Rating (kA RMS) (50/60 Hz AC)	240 VAC	42	65	65	65	100	125	125	125	65	100	125
	480Y/277 VAC	30	65	65	65	50	100	100	100	35	65	100
	480 VAC	30	65	65	65	50	100	100	100	35	65	100
	600Y/347 VAC	22	25	25	25	25	65	65	65	18	25	★
DC Ratings	600 VAC	22	25	25	25	25	65	65	65	18	25	★
	250 VDC	14	14	...	...	...	...	...	...	...	...	...
IEC 60947-2	500 VDC ◆	...	20	...	...	...	...	...	...	...	...	...
	415/240 VAC (Icu/Ics) ☆	30/30	65/33	65/33	65/33	50/25	70/35	70/35	70/35	35/20	50/25	85/45
50/60 Hz	For additional IEC ratings, see Supplemental Digest.											
Special Ratings												
Fed. Specs W-C-375B/GEN	✓	✓	✓	✓	✓	✓	✓	✓	✓	✓	✓	✓
HACR (2, 3-pole)	...	...	...	...	...	...	...	...	...	✓	✓	✓
Connections/Terminations												
Unit Mount	✓	✓	✓	✓	✓	✓	✓	✓	✓	✓	✓	✓
I-LINE	✓	✓	✓	✓	✓	✓	✓	✓	✓	✓	✓	✓
Rear Connection	✓	✓	...	...	...	...	...	...	...	...	...	...
Drawout	...	...	...	...	...	...	...	...	...	...	...	...
Optional Lugs	✓	✓	✓	✓	✓	✓	✓	✓	✓	✓	✓	✓
Accessories and Modifications												
Shunt Trip	✓	✓	✓●	✓●	✓	✓	✓	✓	✓	✓	✓	✓
Undervoltage Trip	✓	✓	✓●	✓●	✓	✓	✓	✓	✓	✓	✓	✓
Auxiliary Switches	✓	✓	✓●	✓●	✓	✓	✓	✓	✓	✓	✓	✓
Alarm Switch	✓	✓	✓●	✓●	✓	✓	✓	✓	✓	✓	✓	✓
Motor Operator	✓	✓	...	...	...	...	...	...	✓	✓	✓	✓
Handle Operators	✓	✓	✓	✓	✓	✓	✓	✓	✓	✓	✓	✓
Mechanical Interlocks (3-pole)	✓■	✓■	...	...	...	...	...	...	✓	✓	✓	✓
Handle Padlock Attachment	✓	✓	✓	✓	✓	✓	✓	✓	✓	✓	✓	✓
Cylinder Lock (3-pole)	✓	✓	...	...	...	...	...	...	...	...	...	...
Optional GF Protection	...	...	✓●	✓●	...	...	✓●	✓●	✓	✓	✓	✓
Trip System Type												
Thermal Magnetic	✓	✓	...	...	✓	✓	...	...	...	...	...	...
Instantaneous Trip (3-pole)	✓	✓	...	...	✓	✓	...	...	...	✓	...	...
Molded Case Switch (Automatic)	...	✓	...	...	...	✓	...	...	✓	✓	✓	✓
Electronic	...	...	✓	✓	...	...	✓	✓	✓	✓	✓	✓
Enclosures												
General Purpose (NEMA Type 1)	✓	✓	✓	✓	...	...	...	...	...	...	...	...
Raintight (NEMA Type 3R)	✓	✓	✓	✓	✓	✓	✓	...	...	...	...	...
Dusttight (NEMA Type 12)	✓	✓	✓	✓	✓	✓	✓	...	...	...	...	...
Watertight (NEMA Type 4, 4X, 5)	✓	✓	✓	✓	...	...	...	...	...	...	...	...
Explosion Proof (NEMA Type 7, 9)	...	...	...	...	...	...	...	...	...	...	...	...
Dimensions (3P Unit Mount)	Height IN (mm)	14 (356)		14.75 (375)		12.12 (308)			16.20 (413)			
	Width IN (mm)	9 (229)		9 (229)		15 (381)			8.30 (210)			
	Depth IN (mm)	6.5 (165)		6.5 (165)		8.07 (205)			8.10 (205)			

NOTE: All circuit breakers on this chart are UL listed and CSA certified unless otherwise noted

- ◆ Ungrounded UPS systems only
- ☆ Dual UL and IEC ratings and CE markings on circuit breakers
- Factory installed option only (for additional ratings, see Supplemental Digest)
- Requires breaker with WB suffix
- ★ 600 VAC ratings of 25 kA are available.

## SQUARE D Circuit Breaker Selection Information (continued)

		2000 A		2500 A			2500 A		
									
Breaker Type		PA	PH	PC	PX	PE	RG	RJ	RL
Number of Poles		2,3	2,3	2,3	3	3	2,3	2,3	2,3
Current Range		600–2000	600–2000	1600–2500	600–2500	600–2500	240–2500	240–2500	240–2500
<b>Interrupting Ratings</b>									
UL/CSA/NOM Rating (kA RMS) (50/60 Hz AC)	240 VAC	65	125	125	125	125	65	100	125
	480Y/277 VAC	50	100	100	100	100	35	65	100
	480 VAC	50	100	100	100	100	35	65	100
	600Y/347 VAC	42	65	65	65	65	18	25	50
DC Ratings	600 VAC	42	65	65	65	65	18	25	50
	250 VDC	...	...	...	...	...	...	...	...
	500 VDC ◆	25	...	...	...	...	...	...	...
IEC 60947-2	415/240 VAC (Icu/Ics) ☆	50/38	70/53	70/53	70/53	70/53	35/20	50/25	85/45
	50/60 Hz	For additional IEC ratings, see Supplemental Digest							
<b>Special Ratings</b>									
Fed. Specs W-C-375B/GEN		✓	✓	✓	...	...	✓	✓	✓
HACR (2, 3-pole)		...	...	...	...	...	✓	✓	✓
<b>Connections/Terminations</b>									
Unit Mount		✓	✓	✓	✓	✓	✓	✓	✓
I-LINE		...	...	...	...	...	✓□	✓□	✓□
Rear Connection		...	...	...	...	...	...	...	✓
Drawout		...	...	...	...	...	...	...	✓
Optional Lugs		✓	✓	✓	✓	✓	✓	✓	✓
<b>Accessories and Modifications</b>									
Shunt Trip		✓	✓	✓	✓	✓	✓	✓	✓
Undervoltage Trip		✓	✓	✓	✓	✓	✓	✓	✓
Auxiliary Switches		✓	✓	✓	✓	✓	✓	✓	✓
Alarm Switch		✓	✓	✓	✓	✓	✓	✓	✓
Motor Operator		✓	✓	✓	✓	✓	...	...	...
Handle Operators		...	...	...	...	...	...	...	...
Mechanical Interlocks (3-pole)		...	...	...	...	...	...	...	...
Handle Padlock Attachment		✓	✓	✓	✓	✓	✓	✓	✓
Cylinder Lock (3-pole)		...	...	...	...	...	...	...	...
Optional GF Protection		...	...	...	●	●	✓	✓	✓
<b>Trip System Type</b>									
Thermal Magnetic		✓	✓	✓	...	...	...	...	...
Instantaneous Trip (3-pole)		...	...	...	...	...	...	...	...
Molded Case Switch (Automatic)		...	✓	✓	...	...	...	✓	✓
Electronic		...	...	...	✓	✓	✓	✓	✓
<b>Enclosures</b>									
General Purpose (NEMA Type 1)		✓	✓	✓	✓	✓	...	...	...
Raintight (NEMA Type 3R)		✓	✓	✓	✓	✓	...	...	...
Dusttight (NEMA Type 12)		...	...	...	...	...	...	...	...
Watertight (NEMA Type 4, 4X, 5)		...	...	...	...	...	...	...	...
Explosion Proof (NEMA Type 7, 9)		...	...	...	...	...	...	...	...
Dimensions (3P Unit Mount)	Height IN (mm)	20.06 (510)		26.1 (663)		20.06 (510)		15 (381)	
	Width IN (mm)	13.7 (348)		23.3 (592)		13.7 (348)		16.50 (420)	
	Depth IN (mm)	10.47 (266)		16.55 (420)		10.47 (266)		14.40 (366)	

NOTE: All circuit breakers on this chart are UL listed and CSA certified unless otherwise noted



● Factory installed option only

◆ Ungrounded UPS systems only

☆ Dual UL and IEC ratings and CE markings on circuit breakers (for additional IEC ratings, see Supplemental Digest)


□ 1000 A and 1200 A only

## SQUARE D Circuit Breaker Selection Information (continued)

		1200 A			6000 A						
											
		MASTERPACT NT			MASTERPACT NW						
Breaker Type		NT-N	NT-H	NT-L	NW-N	NW-H	NW-L	NW-H	NW-L	NW-H	NW-L
Number of Poles		3Δ	3Δ	3Δ	3Δ	3Δ	3Δ	3Δ	3Δ	3Δ	3Δ
Current Range		100-1200	100-1200	100-1200	100-2000	100-2000	100-2000	500-3000	500-3000	800-6000	800-6000
Interrupting Ratings											
UL/CSA/NOM Rating (kA RMS) (50/60 Hz AC)	240 VAC	65	100	200	65	100	200	100	200	100	200
	480Y/277 VAC	50	65	100	65	100	150	100	150	100	150
	480 VAC	50	65	100	65	100	150	100	150	100	150
	600Y/347 VAC	35	50	...	50	85	100	85	100	85	100
DC Ratings	250 VDC	...	...	...	...	...	...	...	...	...	...
	500 VDC	...	...	...	...	...	...	...	...	...	...
IEC 60947-2	415/240 VAC (Icu/Ics)	☆	☆	☆	☆	☆	☆	☆	☆	☆	☆
	(50/60 Hz AC)	☆	☆	☆	☆	☆	☆	☆	☆	☆	☆
Special Ratings											
Fed. Specs W-C-375B/GEN		...	...	...	...	...	...	...	...	...	...
HACR (2, 3-pole)		...	...	...	...	...	...	...	...	...	...
Connections/Terminations											
Unit Mount		✓	✓	✓	✓	✓	✓	✓	✓	✓	✓
I-LINE		...	...	...	...	...	...	...	...	...	...
Rear Connection		✓	✓	✓	✓	✓	✓	✓	✓	✓	✓
Drawout		✓	✓	✓	✓	✓	✓	✓	✓	✓	✓
Optional Lugs		...	...	...	...	...	...	...	...	...	...
Accessories and Modifications											
Shunt Trip		✓	✓	✓	✓	✓	✓	✓	✓	✓	✓
Undervoltage Trip		✓	✓	✓	✓	✓	✓	✓	✓	✓	✓
Auxiliary Switches		✓	✓	✓	✓	✓	✓	✓	✓	✓	✓
Alarm Switch		✓	✓	✓	✓	✓	✓	✓	✓	✓	✓
Motor Operator		✓	✓	✓	✓	✓	✓	✓	✓	✓	✓
Handle Operators		...	...	...	...	...	...	...	...	...	...
Mechanical Interlocks (3-pole)		...	...	...	✓	✓	✓	✓	✓	✓	✓
Handle Padlock Attachment		✓	✓	✓	✓	✓	✓	✓	✓	✓	✓
Cylinder Lock (3-pole)		...	...	...	...	...	...	...	...	...	...
Optional GF Protection		✓	✓	✓	✓	✓	✓	✓	✓	✓	✓
Trip System Type											
Thermal Magnetic		...	...	...	...	...	...	...	...	...	...
Instantaneous Trip (3-pole)		...	...	...	...	...	...	...	...	...	...
Molded Case Switch (Automatic)		✓	✓	✓	✓	✓	✓	✓	✓	✓	✓
Electronic		✓	✓	✓	✓	✓	✓	✓	✓	✓	✓
Enclosures											
General Purpose (NEMA Type 1)		...	...	...	...	...	...	...	...	...	...
Raintight (NEMA Type 3R)		...	...	...	...	...	...	...	...	...	...
Dusttight (NEMA Type 12)		...	...	...	...	...	...	...	...	...	...
Watertight (NEMA Type 4, 4X, 5)		...	...	...	...	...	...	...	...	...	...
Explosion Proof (NEMA Type 7, 9)		...	...	...	...	...	...	...	...	...	...
Dimensions	Height IN (mm)	12.67 (322)			17.28 (439)			17.28 (439)		17.28 (439)	
	Width IN (mm)	11.25 (286)			17.74 (450)			17.74 (450)		30.94 (786)	
	Depth IN (mm)	13.00 (331)			18.38 (467)			18.38 (467)		18.38 (467)	

NOTE: All circuit breakers on this chart are UL listed and CSA certified unless otherwise noted  
 ☆ See Digest and catalogs for additional ratings and other information  
 Δ MASTERPACT circuit breakers 100-6000 A are available UL listed in 4-pole construction

# MERLIN GERIN Circuit Breaker Selection Information

MULTI 9 (Photos not to scale)													
													
Breaker Type	UL489 C60N			UL1077 C60N▼			UL1077 NC100H▼						
Number of Poles	1	2	3	1	2	3,4	1	1	2	2	3,4	3,4	
Current Range	0.5-35	0.5-35	0.5-35	0.5-63	1-63	1-63	10-40	50-80	10-40	50-80	10-40	50-80	
Interrupting Ratings													
UL/CSA Rating (kA RMS) (50/60 Hz AC)	120 VAC	10	...	...	10	10	10	20	5	20	5	20	5
	120/240 VAC	5	10	10	10	10	10	20	5	20	5	20	5
	240 VAC	5	10	10	10	10	10	20	5	20	5	20	5
	277 VAC	...	...	...	5	5	5	10	...	10	...	10	...
	480Y/277 VAC	...	...	...	...	5	5	...	...	10	...	10	...
	480 VAC	...	...	...	...	...	...	...	...	...	...	...	...
	600Y/347 VAC	...	...	...	...	...	...	...	...	...	...	...	...
600 VAC	...	...	...	...	...	...	...	...	...	...	...	...	
DC Ratings	48 VDC	...	...	...	10	10	...	10	10	10	10	10	10
	65 VDC	10	10	...	10	10	...	10	10	10	10	10	10
	125 VDC	...	10	...	10	...	...	10	...	10	10	10	10
	250 VDC	...	...	...	...	...	10	...	10	...	...	...	...
IEC 60947-2 (50/60 Hz AC)	380/415 VAC	20=240V	20=240V	20=240V	10=240V	10=240V	10=240V	20=240V	10=240V	20=240V	20=240V	20=240V	20=240V
	Ultimate Rating	...	10=415V	10=415V	...	5=415V	5=415V	...	...	10=415V	10=415V	10=415V	10=415V
Special Ratings													
Fed. Specs W-C-375B/GEN	✓	✓	✓	...	...	...	...	...	...	...	...	...	...
Other Standard ●				UL489A★	...	...	...	...	...	...	...	...	...
Connections/Terminations													
Unit Mount	✓	✓	✓	✓	✓	✓	✓	✓	✓	✓	✓	✓	✓
I-LINE	...	...	...	...	...	...	...	...	...	...	...	...	...
Rear Connection (Ring tongue)	✦	✦	✦	✦	✦	✦	✦	✦	✦	✦	✦	✦	✦
Drawout	...	...	...	...	...	...	...	...	...	...	...	...	...
Lugs	✓	✓	✓	✓	✓	✓	✓	✓	✓	✓	✓	✓	✓
Accessories and Modifications													
Shunt Trip	✦	✦	✦	✦	✦	✦	✦	✦	✦	✦	✦	✦	✦
Undervoltage Trip	✦	✦	✦	✦	✦	✦	✦	✦	✦	✦	✦	✦	✦
Auxiliary Switches	✦	✦	✦	✦	✦	✦	✦	✦	✦	✦	✦	✦	✦
Alarm Switch	✦	✦	✦	✦	✦	✦	✦	✦	✦	✦	✦	✦	✦
Motor Operator	...	...	...	✓	✓	✓	✓	...	✓	✓	✓	✓	✓
Handle Operators	✦	✦	✦	✦	✦	✦	✦	✦	✦	✦	✦	✦	✦
Mechanical Interlocks	...	...	...	...	...	...	...	...	...	...	...	...	...
Handle Padlock Attachment	✦	✦	✦	✦	✦	✦	✦	✦	✦	✦	✦	✦	✦
Cylinder Lock	...	...	...	...	...	...	...	...	...	...	...	...	...
Add-on GF Protection	IEC Only												
Trip System Type													
Thermal Magnetic	✓	✓	✓	✓	✓	✓	✓	✓	✓	✓	✓	✓	✓
Instantaneous Trip (MAG-GARD®)	...	...	...	...	...	...	...	...	...	...	...	...	...
Molded Case Switch (Automatic)	...	...	...	...	...	...	...	...	...	...	...	...	...
Electronic Trip Unit	...	...	...	...	...	...	...	...	...	...	...	...	...
Enclosures													
General Purpose (NEMA Type 1)	PRAGMA IP40 per IEC529												
Raintight (NEMA Type 3R)	Kaedra IP65 per IEC529												
Dusttight (NEMA Type 12)	...	...	...	...	...	...	...	...	...	...	...	...	...
Watertight (NEMA Type 4, 4x, 5)	...	...	...	...	...	...	...	...	...	...	...	...	...
Explosion Proof (NEMA Type 7, 9)	...	...	...	...	...	...	...	...	...	...	...	...	...
Dimensions (3P Unit Mount)	Height IN (mm)	4.21 (107)(box lug)			3.19 (81.02)			3.19 (81.02)					
	Width IN (mm)	2.13 (54)			2.13 (54)			3.19 (81)					
	Depth IN (mm)	2.76 (70.10)			2.76 (70.10)			2.76 (70.10)					

● All circuit breakers on this chart are UL recognized, CSA certified and IEC rated unless otherwise noted  
 ▼ C60N and NC100H are recognized components per UL1077  
 ✦ Field-installable  
 ★ UL489A for DC Telecom applications (1-pole only)




## MERLIN GERIN Circuit Breaker Selection Information (continued)

	100 A	150 A	250 A	400 A	600 A	800 A	1200 A	2500 A									
<b>Breaker Type</b>	NSE100	NSF150N	NSF150H	NSF250N	NSF250H	NSJ400N	NSJ400H	NSJ400L	NSJ600N	NSJ600H	NSJ600L	CK800N	CK800H	CK1200N	CK1200H	CM	
<b>Number of Poles</b>	3,4	3,4	3,4	3,4	3,4	3,4	3,4	3,4	3,4			3,4		3,4		3	
<b>Current Range</b>	15-100	15-150	15-150	175-250	175-250	160-400	160-400	160-400	240-600			200-800		600-1200☆		1250-2500	
<b>Interrupting Ratings</b>																	
UL/CSA Rating (kA RMS) (50/60 Hz AC)	120 VAC	...	...	...	...	...	...	...	...	...	...	...	...	...	...	...	...
	120/240 VAC	...	...	...	...	...	...	...	...	...	...	...	...	...	...	...	...
	240 VAC	65	65	100	65	100	65	100	150	65	100	150	65	100	65	100	125
	277 VAC	...	...	...	...	...	...	...	...	...	...	...	...	...	...	...	...
	480Y/277 VAC	18	35	65	35	65	35	65	100	35	65	100	50	65	50	65	85
	480 VAC	18	35	65	35	65	35	65	100	35	65	100	50	65	50	65	85
	600Y/347 VAC	...	18	25	18	25	18	25	25	18	25	25	35	42	35	42	50
600 VAC	...	...	...	...	...	18	25	25	18	25	25	35	42	35	42	50	
DC Ratings	48 VDC	...	...	...	...	...	...	...	...	...	...	...	...	...	...	...	...
	65 VDC	...	...	...	...	...	...	...	...	...	...	...	...	...	...	...	...
	125 VDC	...	...	...	...	...	...	...	...	...	...	...	...	...	...	...	...
	250 VDC	...	...	...	...	...	...	...	...	...	...	...	...	...	...	...	...
IEC 60947-2 (50/60 Hz AC)	380/415 VAC	30	36	70	36	70	45	70	150	45	70	150	50	70	50	70	85
	Ultimate Rating	50%	100%	100%	100%	100%	100%	100%	100%	100%	100%	100%	50%	50%	50%	50%	50%
<b>Special Ratings</b>																	
Fed. Specs W-C-375B/GEN																	
Other Standard	IEC	IEC	IEC	IEC	IEC	IEC	IEC	IEC		IEC		IEC		IEC		IEC	
<b>Connections/Terminations</b>																	
Unit Mount	✓	✓	✓	✓	✓	✓	✓	✓	✓	✓	✓	✓	✓	✓	✓	✓	✓
I-LINE																	
Rear Connection		✓	✓	✓	✓	✓	✓	✓	✓	✓	✓	✓	✓	✓	✓	✓	✓
Drawout		✓	✓	✓	✓	✓	✓	✓	✓	✓	✓	✓	✓	✓	✓	✓	✓
Lugs		✓	✓	✓	✓	✓	✓	✓	✓	✓	✓	✓	✓	✓	✓	✓	✓
<b>Accessories and Modifications</b>																	
Shunt Trip	✦	✦	✦	✦	✦	✦	✦	✦	✦	✦	✦	✦	✦	✦	✦	✦	✦
Undervoltage Trip	✦	✦	✦	✦	✦	✦	✦	✦	✦	✦	✦	✦	✦	✦	✦	✦	✦
Auxiliary Switches	✦	✦	✦	✦	✦	✦	✦	✦	✦	✦	✦	✦	✦	✦	✦	✦	✦
Alarm Switch	✦	✦	✦	✦	✦	✦	✦	✦	✦	✦	✦	✦	✦	✦	✦	✦	✦
Motor Operator		✦	✦	✦	✦	✦	✦	✦	✦	✦	✦	✦	✦	✦	✦	✦	✦
Handle Operators	✦	✦	✦	✦	✦	✦	✦	✦	✦	✦	✦	✦	✦	✦	✦	✦	✦
Mechanical Interlocks		✦	✦	✦	✦	✦	✦	✦	✦	✦	✦	✦	✦	✦	✦	✦	✦
Handle Padlock Attachment	✦	✦	✦	✦	✦	✦	✦	✦	✦	✦	✦	✦	✦	✦	✦	✦	✦
Cylinder Lock																	✓
Add-on GF Protection																	
<b>Trip System Type</b>																	
Thermal Magnetic	✓	✓	✓	✓	✓												
Instantaneous Trip (MAG-GARD®)	✓	✓	✓	✓	✓	✓	✓	✓	✓	✓	✓	✓	✓	✓	✓	✓	✓
Molded Case Switch (Automatic)	✓	✓	✓	✓	✓	✓	✓	✓	✓	✓	✓	✦*	✦*	✦*	✦*	✓	
Electronic Trip Unit						✓	✓	✓	✓	✓	✓	✓	✓	✓	✓	✓	✓
4P Neutral Protection	None or 100%	None, 100%, 166%				Adjustable Protection				None-50-100% or None-83%-166%				None or 100%			
<b>Enclosures</b>																	
General Purpose (NEMA Type 1)																	
Raintight (NEMA Type 3R)																	
Dusttight (NEMA Type 12)																	
Watertight (NEMA Type 4, 4x, 5)																	
Explosion Proof (NEMA Type 7, 9)																	
Dimensions (3P Unit Mount)	Height IN (mm)	4.72	7.44	7.44	13.38	13.38	15.75	15.75	16.875								
	Width IN (mm)	3.54	4.13	4.13	5.51	5.51	8.25	8.25	16.5								
	Depth IN (mm)	3.14	3.38	3.38	4.33	4.33	4.5	4.5	10.375								

NOTE: All circuit breakers on this chart are UL listed and CSA certified unless otherwise noted  
 ☆ 1000 A (CK1000HL, CK1000L) are available for interrupting ratings up to 150 kA/480 VAC  
 ● MASTERPACT circuit breakers 250 to 3000 A are available UL listed in 4-pole construction

✦ Field-installable  
 ■ Factory-installed option only  
 \* Non-automatic switch

## MERLIN GERIN Circuit Breaker Selection Information (continued)

	1200 A			2000 A			2500 A						
													
Breaker Type	PG	PJ	PL	PA	PH	PC	PX	PE	RG	RJ	RL		
Number of Poles	2, 3	2, 3	2, 3	2,3	2,3	2, 3	3	3	2,3	2,3	2,3		
Current Range	100-1200	100-1200	100-1200	600-2000	600-2000	1600-2500	600-2500	600-2500	240-2500	240-2500	240-2500		
<b>Interrupting Ratings</b>													
UL/CSA/NOM Rating (kA RMS) (50/60 Hz AC)	240 VAC	65	100	125	65	125	125	125	125	65	100	125	
	480Y/277 VAC	35	65	100	50	100	100	100	100	35	65	100	
	480 VAC	35	65	100	50	100	100	100	100	35	65	100	
	600Y/347 VAC	18	25	...	42	65	65	65	65	18	25	50	
DC Ratings	600 VAC	18	25	...	42	65	65	65	65	18	25	50	
	250 VDC	...	...	...	...	...	...	...	...	...	...	...	
IEC 60947-2	500 VDC◆	...	...	...	25	...	...	...	...	...	...	...	
	415/240 VAC (Icu/Ics)☆	35/20	50/25	85/45	50/38	70/53	70/53	70/53	70/53	35/20	50/25	85/45	
For additional IEC ratings, see Supplemental Digest													
<b>Special Ratings</b>													
Fed. Specs W-C-375B/GEN	✓	✓	✓	✓	✓	✓	...	...	✓	✓	✓		
HACR (2, 3-pole)	...	...	...	...	...	...	...	...	✓	✓	✓		
<b>Connections/Terminations</b>													
Unit Mount	✓	✓	✓	✓	✓	✓	✓	✓	✓□	✓□	✓□		
I-LINE	✓	✓	✓	...	...	...	...	...	✓□	✓□	✓□		
Rear Connection	...	...	...	...	...	...	...	...	...	...	✓		
Drawout	...	...	...	...	...	...	...	...	...	...	✓		
Optional Lugs	✓	✓	✓	✓	✓	✓	✓	✓	✓	✓	✓		
<b>Accessories and Modifications</b>													
Shunt Trip	✓	✓	✓	✓	✓	✓	✓	✓	✓	✓	✓		
Undervoltage Trip	✓	✓	✓	✓	✓	✓	✓	✓	✓	✓	✓		
Auxiliary Switches	✓	✓	✓	✓	✓	✓	✓	✓	✓	✓	✓		
Alarm Switch	✓	✓	✓	✓	✓	✓	✓	✓	✓	✓	✓		
Motor Operator	✓	✓	✓	✓	✓	✓	✓	✓	...	...	...		
Handle Operators	✓	✓	✓	...	...	...	...	...	...	...	...		
Mechanical Interlocks (3-pole)	✓	✓	✓	...	...	...	...	...	...	...	...		
Handle Padlock Attachment	✓	✓	✓	✓	✓	✓	✓	✓	✓	✓	✓		
Cylinder Lock (3-pole)	...	...	...	...	...	...	...	...	...	...	...		
Optional GF Protection	✓	✓	✓	...	...	...	✓●	✓●	✓	✓	✓		
<b>Trip System Type</b>													
Thermal Magnetic	...	...	...	✓	✓	✓	...	...	...	...	...		
Instantaneous Trip (3-pole)	...	✓	...	...	...	...	...	...	...	...	...		
Molded Case Switch (Automatic)	✓	✓	✓	...	✓	✓	...	...	...	✓	✓		
Electronic	✓	✓	✓	...	...	...	✓	✓	✓	✓	✓		
<b>Enclosures</b>													
General Purpose (NEMA Type 1)	...	...	...	✓	✓	✓	✓	✓	...	...	...		
Raintight (NEMA Type 3R)	...	...	...	✓	✓	✓	✓	✓	...	...	...		
Dusttight (NEMA Type 12)	...	...	...	...	...	...	...	...	...	...	...		
Watertight (NEMA Type 4, 4X, 5)	...	...	...	...	...	...	...	...	...	...	...		
Explosion Proof (NEMA Type 7, 9)	...	...	...	...	...	...	...	...	...	...	...		
Dimensions (3P Unit Mount)	Height IN (mm)	16.20 (413)			20.06 (510)			26.1 (663)			20.06 (510)		
	Width IN (mm)	8.30 (210)			13.7 (348)			23.3 (592)			13.7 (348)		
	Depth IN (mm)	8.10 (205)			10.47 (266)			16.55 (420)			10.47 (266)		
		15 (381)			16.50 (420)			14.40 (366)					

NOTE: All circuit breakers on this chart are UL listed and CSA certified unless otherwise noted


● Factory installed option only

◆ Ungrounded UPS systems only

☆ Dual UL and IEC ratings and CE markings on circuit breakers (for additional IEC ratings, see Supplemental Digest)

□ 1000 A and 1200 A only

## MERLIN GERIN Circuit Breaker Selection Information (continued)



Breaker Type	NT-N	NT-H	NT-L	NW-N	NW-H	NW-L	NW-H	NW-L	NW-H	NW-L	
Number of Poles	3 <sup>Δ</sup>	3 <sup>Δ</sup>	3 <sup>Δ</sup>	3 <sup>Δ</sup>	3 <sup>Δ</sup>	3 <sup>Δ</sup>	3 <sup>Δ</sup>	3 <sup>Δ</sup>	3 <sup>Δ</sup>	3 <sup>Δ</sup>	
Current Range	100-1200	100-1200	100-1200	100-2000	100-2000	100-2000	500-3000	500-3000	800-6000	800-6000	
<b>Interrupting Ratings</b>											
UL/CSA/NOM Rating (KA RMS) (50/60 Hz AC)	240 VAC	65	100	200	65	100	200	100	200	100	200
	480Y/277 VAC	50	65	100	65	100	150	100	150	100	150
	480 VAC	50	65	100	65	100	150	100	150	100	150
	600Y/347 VAC	35	50	...	50	85	100	85	100	85	100
DC Ratings	600 VAC	35	50	...	50	85	100	85	100	85	100
	250 VDC	...	...	...	...	...	...	...	...	...	...
IEC 60947-2	500 VDC	...	...	...	...	...	...	...	...	...	...
	415/240 VAC (Icu/Ics)	☆	☆	☆	☆	☆	☆	☆	☆	☆	☆
	50/60 Hz AC	☆	☆	☆	☆	☆	☆	☆	☆	☆	
<b>Special Ratings</b>											
Fed. Specs W-C-375B/GEN	...	...	...	...	...	...	...	...	...	...	
HACR (2, 3-pole)	...	...	...	...	...	...	...	...	...	...	
<b>Connections/Terminations</b>											
Unit Mount	✓	✓	✓	✓	✓	✓	✓	✓	✓	✓	
I-LINE	...	...	...	...	...	...	...	...	...	...	
Rear Connection	✓	✓	✓	✓	✓	✓	✓	✓	✓	✓	
Drawout	✓	✓	✓	✓	✓	✓	✓	✓	✓	✓	
Optional Lugs	...	...	...	...	...	...	...	...	...	...	
<b>Accessories and Modifications</b>											
Shunt Trip	✓	✓	✓	✓	✓	✓	✓	✓	✓	✓	
Undervoltage Trip	✓	✓	✓	✓	✓	✓	✓	✓	✓	✓	
Auxiliary Switches	✓	✓	✓	✓	✓	✓	✓	✓	✓	✓	
Alarm Switch	✓	✓	✓	✓	✓	✓	✓	✓	✓	✓	
Motor Operator	✓	✓	✓	✓	✓	✓	✓	✓	✓	✓	
Handle Operators	...	...	...	...	...	...	...	...	...	...	
Mechanical Interlocks (3-pole)	...	...	...	✓	✓	✓	✓	✓	✓	✓	
Handle Padlock Attachment	✓	✓	✓	✓	✓	✓	✓	✓	✓	✓	
Cylinder Lock (3-pole)	...	...	...	...	...	...	...	...	...	...	
Optional GF Protection	✓	✓	✓	✓	✓	✓	✓	✓	✓	✓	
<b>Trip System Type</b>											
Thermal Magnetic	...	...	...	...	...	...	...	...	...	...	
Instantaneous Trip (3-pole)	...	...	...	...	...	...	...	...	...	...	
Molded Case Switch (Automatic)	✓	✓	✓	✓	✓	✓	✓	✓	✓	✓	
Electronic	✓	✓	✓	✓	✓	✓	✓	✓	✓	✓	
<b>Enclosures</b>											
General Purpose (NEMA Type 1)	...	...	...	...	...	...	...	...	...	...	
Raintight (NEMA Type 3R)	...	...	...	...	...	...	...	...	...	...	
Dusttight (NEMA Type 12)	...	...	...	...	...	...	...	...	...	...	
Watertight (NEMA Type 4, 4X, 5)	...	...	...	...	...	...	...	...	...	...	
Explosion Proof (NEMA Type 7, 9)	...	...	...	...	...	...	...	...	...	...	
Dimensions (3P Unit Mount)	Height IN (mm)	12.67 (322)			17.28 (439)			17.28 (439)		17.28 (439)	
	Width IN (mm)	11.25 (286)			17.74 (450)			17.74 (450)		30.94 (786)	
	Depth IN (mm)	13.00 (331)			18.38 (467)			18.38 (467)		18.38 (467)	

NOTE: All circuit breakers on this chart are UL listed and CSA certified unless otherwise noted  
 Δ MASTERPACT circuit breakers 100 to 6000 A are available UL listed in 4-pole construction  
 ☆ See Digest and catalogs for additional ratings and other information

# Available from Your Authorized SQUARE D Distributor

OEMs recognize SQUARE D, TELEMECANIQUE, MODICON and MERLIN GERIN products from Schneider Electric for exceptional quality and worldwide acceptance by their customers.

Our latest product innovations are available immediately from more than 1,500 authorized SQUARE D distributor locations in the United States and thousands more in 130 countries around the world. That means same-day availability for most products and expertise that's always close at hand.

The breadth of our portfolio, as well as our commitment to open systems and universal standards, makes it easy to combine Schneider Electric products to improve protection and control.

## MODICON

- Web-enabled PLCs
- PLC Programming Software
- Input/Output Modules
- Ethernet Networking Products
- MODBUS®/MODBUS Plus
- Communication Products



- Proximity and Photoelectric Sensors
- HMI Hardware and Software
- Limit and Pressure Switches
- Push Buttons and Pilot Lights
- Terminal Blocks
- Component Networks
- Machine Safety Products
- Variable Speed Drives and Soft Starts
- IEC-type Contactors and Starters
- Indicating Banks
- Servo and Stepper Motion Control



SQUARE D

- Miniature Circuit Breakers
- Load Centers
- Panelboards
- MV/LV Distribution Systems
- Control Transformers
- Molded Case Circuit Breakers
- NEMA-type Contactors and Starters
- NEMA-type Industrial Controls
- Motor Control Centers
- Power Meters and Management



MERLIN GERIN

- Miniature Circuit Breakers
- Molded Case Circuit Breakers
- Power Breakers



For more information,  
visit [www.SquareD.com](http://www.SquareD.com)

